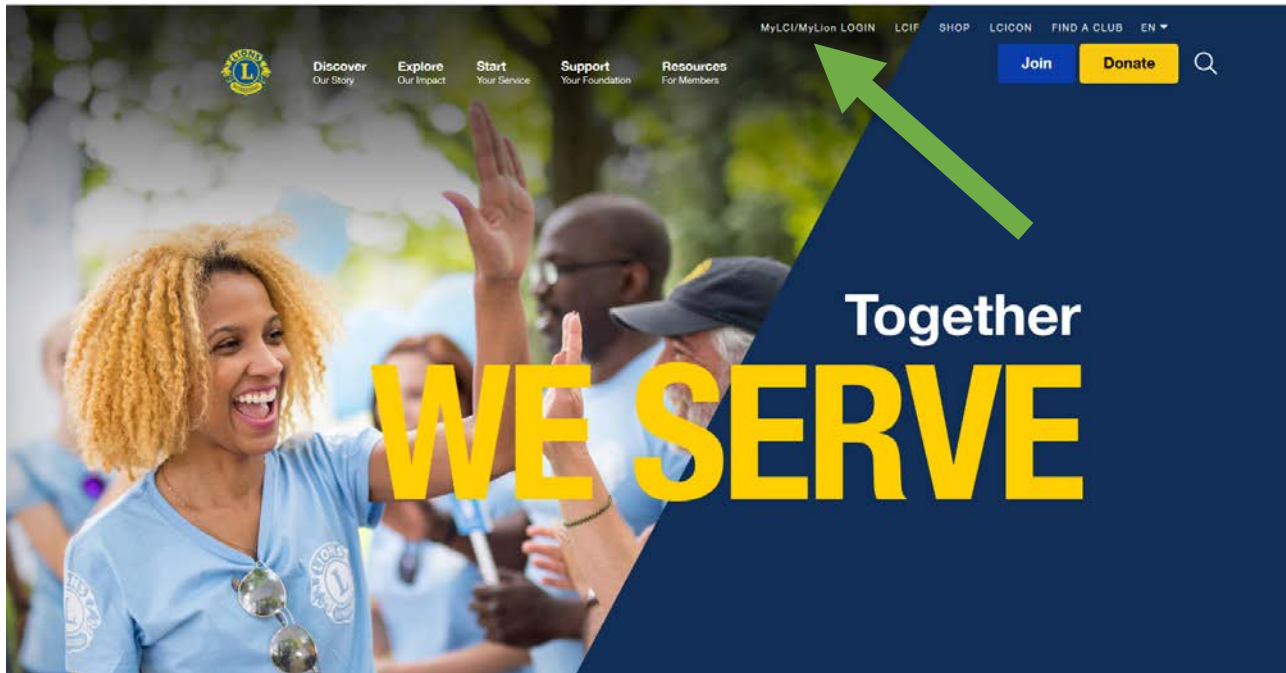




Accessing the Lions Learning Center

Step 1: Start at the [Lions Clubs International](#) website

Step 2: Click [Lion Account* \(MyLCI/MyLion Login\)](#) to access the Lion Account login page.



* A Lion Account must be created in order for you to access the Lions Learning Center (LLC). The Lion Account also gives you the ability to access additional digital applications developed by Lions Clubs International. While use of individual digital applications is at the discretion of the individual user, certain applications may be required for certain aspects of your official role.



Accessing the Lions Learning Center

Step 3: Sign-In using your Lion Account information. If you do not have a Lion Account, click on Register to create a profile.

The screenshot shows a purple-themed login and registration interface. At the top, it says "Welcome to your Lion Account" and provides information about a new universal login system. Below this, there are two main sections: "SIGN IN" and "REGISTER".

SIGN IN: This section contains two input fields: "Email or Mobile" and "Password". Below these fields is an orange "SIGN IN" button. At the bottom of this section, there is a link: "Forgot your Lion Account Username? or Forgot your password?".

REGISTER: This section contains a green "REGISTER" button. Above the button, it says: "Don't have a Lion Account? Create an account today to access all our great tools and features!".

Creating a Lion Account

To create a Lion Account profile, the following information will be required:

- Member ID*
- Date of Birth
- Email Address* or Mobile Number*

* These fields must match the Lions Clubs International database – please contact your club secretary to verify your information.

For assistance with your Lion Account, please contact MyLion Support at mylionsupport@lionsclubs.org or 630-468-7000.



Accessing the Lions Learning Center

Step 4: Click the “Go” button under Learn.

Welcome to the Lions Clubs International digital ecosystem!
Here you'll find a variety of helpful, easy-to-use applications designed to simplify and improve your service.

MyLCI	MyLion	Shop	Insights	Learn
Tools for Lion leaders. <ul style="list-style-type: none">• Manage your membership• Create district & club profile• Check club voter eligibility• Document & plan conventions• Check application status	Connect. Serve. Report. <ul style="list-style-type: none">• Report service• Plan service projects• Connect with other Lions• Create personal profile	Buy all things Lions. <ul style="list-style-type: none">• Order club essentials• Order awards, pins and more• Get great Lions gifts	Increased knowledge. Increased impact. <ul style="list-style-type: none">• Explore membership trends• Explore club trends• View service activity impact• Track Foundation donations	Learn. Grow. Lead. <ul style="list-style-type: none">• Take free online courses• Encourage your personal growth• Access leadership tools and insights
GO	GO	GO	GO	GO

Step 5: Click the “Go” button under Lions Learning Center.

Support Messages

Learn

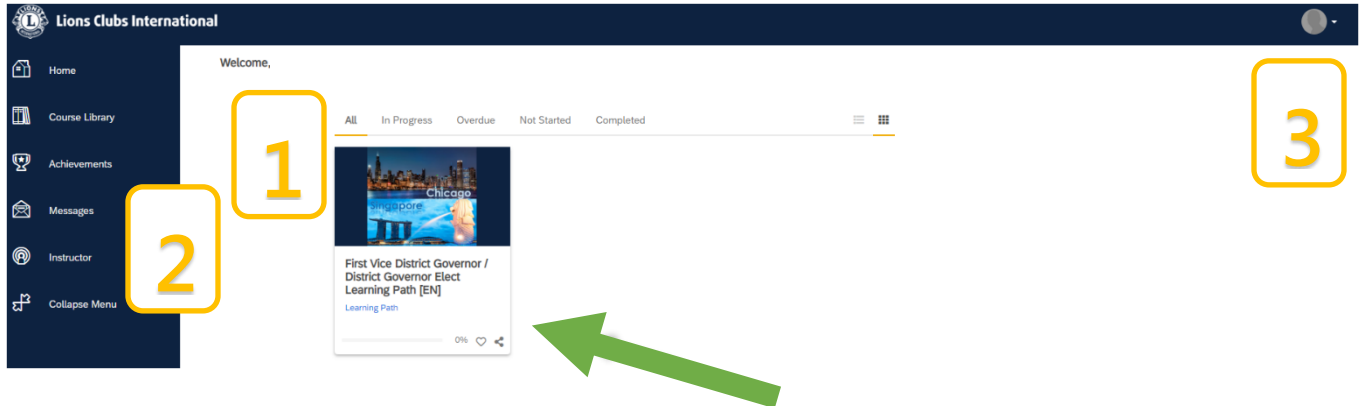
Learn. Grow. Lead.

Online Training <ul style="list-style-type: none">• Take free online courses• Encourage your personal growth• Access leadership tools and insights	Lions Learning Center GO
Institute Training <p>Apply to attend Lions Clubs International directed institute in your area! Search our website for the institutes listed below for more information and to apply!</p> <ul style="list-style-type: none">• Advanced Lions Leadership Institute (ALLI)• Faculty Development Institute (FDI)• Lions Certified Instructor Program (LCIP)	GO
Local Training	GO



Accessing the Lions Learning Center

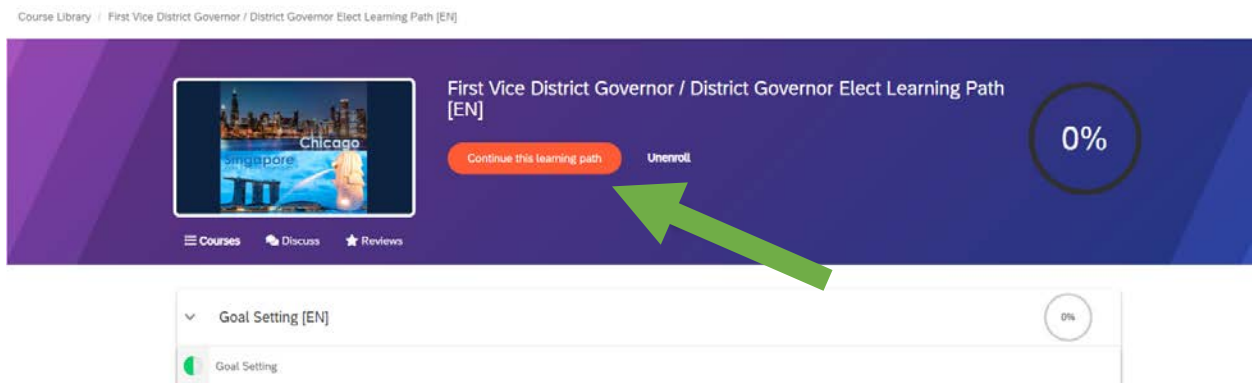
Step 6: Select a course by clicking on a tile.



Personal Homepage/Dashboard

1. In this section, the following tabs are listed for sorting your courses:
 - All (courses that are In Progress and Not Started)
 - In Progress courses
 - Overdue courses
 - Not Started courses
 - Completed courses
2. Navigation options
3. User profile (viewed by selecting My Profile & Settings)

Step 7: Click the button under the course title to start your learning journey.



For assistance with the Lions Learning Center, contact elearning@lionsclubs.org