

Lions Clubs International
District 305 N1 Pakistan 2011-12

Lahore Area

District Health Report

As of December 31, 2011

International Exchange Rate = 90.56

REGION CHAIRPERSON LHE-1
SH. MUHAMMAD IBRAHIM (753273)

Membership Status					
1/7/2011	N	T	R	D	Total
207	##	0	1	8	305

International Dues		Int'l Dues	Balance
US \$	Pak Rs.	Received	Int'l Dues
-348.74	-31,582	0	-31,582

District Dues	District Dues	Balance
Billed Rs.	Received	District Dues
124,800	86,800	38,000

ZONE CHAIRPERSON LHE-1A
NADEEM SHAFI MUGHAL (1201540)

Membership Status						MMAR
1/7/2011	N	T	R	D	Total	

International Dues		Int'l Dues	Balance
US \$	Pak Rs.	Received	Int'l Dues

District Dues	District Dues	Balance
Billed Rs.	Received	District Dues

1	Lahore Canal View (39207)	45	0	0	0	0	45	12/11	-1,268.63	-114,887		-114,887	18,000	18,000	0
2	Lahore Combined Campus (102116)	2	8	0	0	0	10	11/11	78.75	7,132		7,132	4,000		4,000
3	Lahore Cultural Campus (102120)	2	8	0	0	0	10	11/11	78.94	7,149		7,149	4,000		4,000
4	Lahore Green Eye (64156)	21	3	0	0	4	20	12/11	38.16	3,456		3,456	9,600	8,400	1,200
5	Lahore Heaven Campus (102111)	2	8	0	0	0	10	11/11	103.99	9,417		9,417	4,000		4,000
6	Lahore Perfection Campus (102124)	2	8	0	0	0	10	11/11	73.17	6,626		6,626	4,000		4,000
7	Pattoki (115397)		20	0	0	0	20	12/11	74.57	6,753		6,753	8,000		8,000
8	Sheikhupura Shaheen (59247)	20	0	0	1	1	20	12/11	-8.87	-803		-803	8,400	8,000	400
Zone Total:		94	55	0	1	5	145		-829.92	-75,158	0	-75,158	59,600	34,400	25,200


ZONE CHAIRPERSON LHE-1B
CH. SHAKIL AHMAD (891362)

Membership Status						MMAR
1/7/2011	N	T	R	D	Total	

International Dues		Int'l Dues	Balance
US \$	Pak Rs.	Received	Int'l Dues

District Dues	District Dues	Balance
Billed Rs.	Received	District Dues

1	Lahore Cosmos Campus (102119)	2	8	0	0	0	10	11/11	92.29	8,358		8,358	4,000		4,000
2	Lahore Countryside (47890)	45	4	0	0	0	49	12/11	135.62	12,282		12,282	19,600	18,000	1,600
3	Lahore Fort (115386)		21	0	0	0	21	10/11	94.86	8,591		8,591	8,400	8,400	0
4	Lahore Hope Campus (102122)	2	8	0	0	0	10	11/11	-4.87	-441		-441	4,000		4,000
5	Lahore Iqra (101942)	20	3	0	0	3	20	11/11	203.39	18,419		18,419	9,200	8,000	1,200
6	Lahore MJF (59905)	44	6	0	0	0	50	12/11	-40.11	-3,632		-3,632	20,000	18,000	2,000
Zone Total:		113	50	0	0	3	160		481.18	43,576	0	43,576	65,200	52,400	12,800



Lions Clubs International
District 305 N1 Pakistan 2011-12

Lahore Area

District Health Report

As of December 31, 2011

International Exchange Rate = 90.56

REGION CHAIRPERSON LHE-2 MUSHTAQ AHMED CH.(2013672)
--

Membership Status					
1/7/2011	N	T	R	D	Total
211	19	0	2	7	225

International Dues		Int'l Dues	Balance
US \$	Pak Rs.	Received	Int'l Dues
2438.4	220,822	0	220,822

District Dues	District Dues	Balance
Billed Rs.	Received	District Dues
92,000	57,600	34,400

ZONE CHAIRPERSON LHE-2A MUHAMMAD ASHRAF BHATTI (1196148)

Membership Status						MMAR
1/7/2011	N	T	R	D	Total	

International Dues		Int'l Dues	Balance
US \$	Pak Rs.	Received	Int'l Dues

District Dues	District Dues	Balance
Billed Rs.	Received	District Dues

1	Lahore Bright Star (101944)	20	0	0	0	0	20	05/08	395.51	35,817		35,817	8,000		8,000
2	Lahore Eden (101932)	20	0	0	0	0	20	05/11	414.79	37,563		37,563	8,000		8,000
3	Lahore Gulberg (25569)	39	6	0	1	3	43	12/11	249.11	22,559		22,559	18,000	15,600	2,400
4	Lahore Heights Campus (102126)	2	0	0	0	0	2	07/11	0.66	60		60	800		800
5	Lahore Host (25568)	43	0	0	0	0	43	12/11	-0.49	-44		-44	17,200	17,200	0
6	Lahore Jallo Shahbaz (106608)	20	0	0	0	0	20	03/11	685.02	62,035		62,035	8,000		8,000
7	Lahore Saddar (59030)	15	0	0	0	0	15	06/11	169.56	15,355		15,355	6,000	6,000	0
Zone Total:		159	6	0	1	3	163		1,914.16	173,346	0	173,346	66,000	38,800	27,200


ZONE CHAIRPERSON LHE-2B AMIR SHEHZAD (2323666)

Membership Status						MMAR
1/7/2011	N	T	R	D	Total	

International Dues		Int'l Dues	Balance
US \$	Pak Rs.	Received	Int'l Dues

District Dues	District Dues	Balance
Billed Rs.	Received	District Dues

1	Lahore Eagle (101934)	20	3	0	0	3	20	10/11	193.70	17,541		17,541	9,200	8,000	1,200
2	Lahore Executives (64870)	9	1	0	0	0	10	12/11	143.90	13,032		13,032	4,000	3,600	400
3	Lahore Inclusive Campus (102129)	3	1	0	0	1	3	08/11	1.72	156		156	1,600		1,600
4	Lahore Knights (99263)	18	1	0	0	0	19	11/11	14.29	1,294		1,294	7,600	7,200	400
5	Lahore Star (100617)	2	7	0	1	0	10	11/11	170.63	15,452		15,452	4,000		4,000
Zone Total:		52	13	0	1	4	62		524.24	47,475	0	47,475	26,000	18,800	7,200



Lions Clubs International
District 305 N1 Pakistan 2011-12
Lahore Area

District Health Report

As of December 31, 2011

International Exchange Rate = 90.56

REGION CHAIRPERSON LHE-3
KASHIF CHAUDHRY (774674)

Membership Status					
1/7/2011	N	T	R	D	Total
280	73	0	20	60	313

International Dues		Int'l Dues	Balance
US \$	Pak Rs.	Received	Int'l Dues
3239.88	272441.61	0	272441.61

District Dues	District Dues	Balance
Billed Rs.	Received	District Dues
141200	68800	72400

ZONE CHAIRPERSON LHE-3A
SYED AYAZ MAHMOOD (3021651)

Membership Status						MMAR
1/7/2011	N	T	R	D	Total	

International Dues		Int'l Dues	Balance
US \$	Pak Rs.	Received	Int'l Dues

District Dues	District Dues	Balance
Billed Rs.	Received	District Dues

1	Lahore Allied (101937)	0	0	0	20	0	20	0.00	0.00	0	0	8,000		8,000	
2	Lahore City (47170)	10	0	0	0	0	10	12/11	231.47	0	0	4,000		4,000	
3	Lahore Dawn (101945)	65	3	0	0	48	20	11/11	203.38	18,418	18,418	27,200	8,000	19,200	
4	Lahore Millennium Campus (102117)	2	8	0	0	0	10	11/11	14.44	1,308	1,308	4,000		4,000	
5	Lahore Royal (57251)	20	0	0	0	0	20	06/11	817.17	74,003	74,003	8,000	8,000	0	
6	Lahore Society (48990)	69	4	0	0	2	71	12/11	-21.02	-1,904	-1,904	29,200	28,000	1,200	
Zone Total:		166	15	0	20	50	151		1,245.44	91,825	0	91,825	72,400	44,000	28,400


ZONE CHAIRPERSON LHE-3B
M.HASHAM KHAN BATALVI (3044061)

Membership Status						MMAR
1/7/2011	N	T	R	D	Total	

International Dues		Int'l Dues	Balance
US \$	Pak Rs.	Received	Int'l Dues

District Dues	District Dues	Balance
Billed Rs.	Received	District Dues

1	Lahore Active (106103)	14	12	0	0	0	26	12/11	337.45	30,559	30,559	10,400	8,000	2,400	
2	Lahore Century (101946)	20	3	0	0	3	20	11/11	213.07	19,296	19,296	9,200	8,000	1,200	
3	Lahore Edge Campus (102123)	2	8	0	0	0	10	11/11	83.77	7,586	7,586	4,000		4,000	
4	Lahore Excellence Campus (102118)	2	8	0	0	0	10	12/11	99.27	8,990	8,990	4,000		4,000	
5	Lahore Green View (89327)	14	0	0	0	6	8	12/11	164.96	14,939	14,939	5,600		5,600	
6	Lahore Green Wood (101933)	20	0	0	0	0	20	05/08	395.51	35,817	35,817	8,000		8,000	
7	Lahore IBT (101947)	20	0	0	0	0	20	11/11	395.51	35,817	35,817	8,000		8,000	
8	Lahore Liberty (25570)	22	27	0	0	1	48	12/11	304.90	27,612	27,612	19,600	8,800	10,800	
Zone Total:		114	58	0	0	10	162		1,994.44	180,616	0	180,616	68,800	24,800	44,000



Lions Clubs International
District 305 N1 Pakistan 2011-12
Faisalabad Area

District Health Report

As of December 31, 2011

International Exchange Rate = 90.56

REGION CHAIRPERSON FSD-1
IJAZ FAROOQ (1080783)

Membership Status						
1/7/2011	N	T	R	D	Total	
314	58	13	2	65	322	

International Dues		Int'l Dues	Balance
US \$	Pak Rs.	Received	Int'l Dues
3185.8	288,506	0	288,506

District Dues	District Dues	Balance
Billed Rs.	Received	District Dues
148,800	75,800	73,000

ZONE CHAIRPERSON FSD-1A
M. JAVAID BHATTI (2321348)

Membership Status							MMAR
1/7/2011	N	T	R	D	Total		

International Dues		Int'l Dues	Balance
US \$	Pak Rs.	Received	Int'l Dues

District Dues	District Dues	Balance
Billed Rs.	Received	District Dues

1 Faisalabad Chenab (98881)	22	0	0	0	3	19	08/11	496.19	44,935		44,935	8,800		8,800
2 Faisalabad Crown (101878)	55	2	0	0	0	57	12/11	-206.30	-18,683		-18,683	22,800	21,000	1,800
3 Faisalabad Developers (112116)		17	3	0	0	20	12/11	-209.45	-18,968		-18,968	6,800		6,800
4 Faisalabad Dynamic (101940)	33	3	0	0	16	20	11/11	255.43	23,132		23,132	14,400		14,400
5 Faisalabad Platinum (115387)		10	10	0	0	20	10/11	66.99	6,067		6,067	8,000	8,000	0
6 Faisalabad Victory (101949)	23	3	0	0	10	16	12/11	202.66	18,353		18,353	10,400	8,000	2,400
Zone Total:	133	35	13	0	29	152		605.52	54,836	0	54,836	67,200	37,000	30,200

ZONE CHAIRPERSON FSD-1B
MIAN MUHAMMAD TARIQ (2067548)

Membership Status							MMAR
1/7/2011	N	T	R	D	Total		

International Dues		Int'l Dues	Balance
US \$	Pak Rs.	Received	Int'l Dues

District Dues	District Dues	Balance
Billed Rs.	Received	District Dues

1 Faisalabad Akai (98882)	4	6	0	0	0	10	09/11	143.61	13,005		13,005	4,000	1,600	2,400
2 Faisalabad Crescent (110627)	20	0	0	0	0	20	08/11	437.27	39,599		39,599	8,000		8,000
3 Faisalabad Eagles (101941)	29	4	0	0	17	16	12/11	74.71	6,766		6,766	13,200		13,200
4 Faisalabad GCT (101948)	20	3	0	0	8	15	11/11	145.28	13,157		13,157	9,200	6,000	3,200
5 Faisalabad Host (47491)	25	0	0	0	0	25	07/11	94.59	8,566		8,566	10,000	10,000	0
6 Faisalabad Pearl (57200)	10	0	0	0	0	10	07/11	230.03	20,832		20,832	4,000		4,000
Zone Total:	108	13	0	0	25	96		1,125.49	101,924	0	101,924	48,400	17,600	30,800


ZONE CHAIRPERSON FSD-1C
DR. IJAZ NISAR (763058)

Membership Status							MMAR
1/7/2011	N	T	R	D	Total		

International Dues		Int'l Dues	Balance
US \$	Pak Rs.	Received	Int'l Dues

District Dues	District Dues	Balance
Billed Rs.	Received	District Dues

1 Faisalabad Citizen (55164)	15	3	0	0	0	18	08/11	83.83	7,592		7,592	7,200	6,000	1,200
2 Faisalabad Daffodile Campus (107714)	20	0	0	0	0	20	03/10	391.36	35,442		35,442	8,000		8,000
3 Faisalabad Laurel (57199)	20	7	0	0	11	16	11/11	531.09	48,096		48,096	10,800	8,000	2,800
4 Faisalabad Regency (56397)	18	0	0	2	0	20	12/11	448.51	40,617		40,617	8,000	7,200	800
Zone Total:	73	10	0	2	11	74		1,454.79	131,746	0	131,746	33,200	21,200	12,000



Lions Clubs International
District 305 N1 Pakistan 2011-12
Faisalabad Area

District Health Report

As of December 31, 2011

International Exchange Rate = 90.56

REGION CHAIRPERSON FSD-2
SHAHID HANIF GHOURI (2483599)

Membership Status					
1/7/2011	N	T	R	D	Total
333	25	1	1	99	261

International Dues		Int'l Dues	Balance
US \$	Pak Rs.	Received	Int'l Dues
4614.44	417,884	0	417,884

District Dues		District Dues	Balance
Billed Rs.	Received	District Dues	District Dues
143,200	76,800	66,400	

ZONE CHAIRPERSON FSD-2A
KHAWAJA FAISAL ASHFAQ (327380)

Membership Status						MMAR
1/7/2011	N	T	R	D	Total	

International Dues		Int'l Dues	Balance
US \$	Pak Rs.	Received	Int'l Dues

District Dues		District Dues	Balance
Billed Rs.	Received	District Dues	District Dues

	1/7/2011	N	T	R	D	Total	MMAR	US \$	Pak Rs.	Received	Int'l Dues	Billed Rs.	Received	District Dues
1 Faisalabad Allied (50884)	7	3	0	0	0	10	12/11	321.33	29,100		29,100	4,000	4,000	0
2 Faisalabad Golden (98885)	16	1	1	0	3	15	07/11	-15.20	-1,377		-1,377	6,800	6,400	400
3 Faisalabad Perfect (106104)	20	4	0	0	13	11	12/11	220.92	20,007		20,007	9,600	6,000	3,600
4 Faisalabad Star New Century (64849)	24	4	0	0	3	25	12/11	563.47	51,028		51,028	11,200	9,600	1,600
5 Faisalabad Sunshine (56317)	20	0	0	0	0	20	08/11	604.51	54,744		54,744	8,000		8,000
6 Faisalabad White Rose (101931)	20	3	0	0	8	15	12/11	193.89	17,559		17,559	9,200	6,000	3,200
Zone Total:	107	15	1	0	27	96		1,888.92	171,061	0	171,061	48,800	32,000	16,800

ZONE CHAIRPERSON FSD-2B
BASIT ISLAM CH. (300328)

Membership Status						MMAR
1/7/2011	N	T	R	D	Total	

International Dues		Int'l Dues	Balance
US \$	Pak Rs.	Received	Int'l Dues

District Dues		District Dues	Balance
Billed Rs.	Received	District Dues	District Dues

1 Faisalabad Engineers (101943)	20	3	0	0	8	15	11/11	145.27	13,156		13,156	9,200	6,000	3,200
2 Faisalabad Professional (101936)	18	1	0	0	3	16	12/11	338.19	30,626		30,626	7,600	7,200	400
3 Faisalabad Royal (106106)	26	1	0	0	2	25	09/11	359.64	32,569		32,569	10,800	10,800	0
4 Faisalabad Silk City Campus (107713)	20	0	0	0	0	20	03/10	470.73	42,629		42,629	8,000		8,000
5 Shahkot (57616)	16	2	0	0	1	17	10/11	474.46	42,967		42,967	7,200		7,200
Zone Total:	100	7	0	0	14	93		1,788.29	161,948	0	161,948	42,800	24,000	18,800


ZONE CHAIRPERSON FSD-2C
CH. MAQSOOD ELAHI (1413643)

Membership Status						MMAR
1/7/2011	N	T	R	D	Total	

International Dues		Int'l Dues	Balance
US \$	Pak Rs.	Received	Int'l Dues

District Dues		District Dues	Balance
Billed Rs.	Received	District Dues	District Dues

1 Faisalabad City (49023)	16	0	0	0	0	16	11/11	243.07	22,012		22,012	6,400	6,400	0
2 Faisalabad MJF Executive (61021)	16	0	0	0	0	16	11/11	4.93	446		446	6,400	6,400	0
3 Faisalabad Sheeraz Campus (107715)	20	0	0	0	0	20	03/10	391.36	35,442		35,442	8,000		8,000
4 Faisalabad Trends (101938)	68	3	0	1	56	16	12/11	154.71	14,011		14,011	28,400	8,000	20,400
5 Faisalabad Unique (102132)	6	0	0	0	2	4	11/11	143.16	12,965		12,965	2,400		2,400
Zone Total:	126	3	0	1	58	72		937.23	84,876	0	84,876	51,600	20,800	30,800



Lions Clubs International
District 305 N1 Pakistan 2011-12

Multan Area

District Health Report

As of December 31, 2011

International Exchange Rate = 90.56

REGION CHAIRPERSON MUX-1
MALIK SHAKIL AHMAD (1415278)

Membership Status					
1/7/2011	N	T	R	D	Total
151	15	0	5	7	164

International Dues		Int'l Dues	Balance
US \$	Pak Rs.	Received	Int'l Dues
2875.61	260,415	0	260,415

District Dues	District Dues	Balance
Billed Rs.	Received	District Dues
66400	30000	36400

ZONE CHAIRPERSON MUX-1A
CH. ZULFIQAR ALI (2338507)

Membership Status						MMAR
1/7/2011	N	T	R	D	Total	

International Dues		Int'l Dues	Balance
US \$	Pak Rs.	Received	Int'l Dues

District Dues	District Dues	Balance
Billed Rs.	Received	District Dues

1	Multan Crescent (48909)	36	4	0	0	0	40	12/11	413.96	37,488		37,488	16000	14400	1600
2	Multan Garden (105272)	11	1	0	0	0	12	12/11	279.40	25,302		25,302	4800		4800
3	Multan Kehkashan (82902)	11	0	0	0	0	11	12/11	290.27	26,287		26,287	4400		4400
4	Multan Progressive (96980)	5	6	0	0	0	11	12/11	253.35	22,943		22,943	4400		4400
Zone Total:		63	11	0	0	0	74		1236.98	112,021	0	112,021	29600	14400	15200

ZONE CHAIRPERSON MUX-1B
SOHAIB AJAZ (2684768)

Membership Status						MMAR
1/7/2011	N	T	R	D	Total	

International Dues		Int'l Dues	Balance
US \$	Pak Rs.	Received	Int'l Dues

District Dues	District Dues	Balance
Billed Rs.	Received	District Dues

1	Multan Services (99314)	10	0	0	0	0	10	12/11	231.99	21,009		21,009	4000		4000
2	Multan United (99313)	11	0	0	0	0	11	12/11	234.42	21,229		21,229	4400		4400
3	Multan Unity (99315)	16	3	0	0	0	19	12/11	40.42	3,660		3,660	7600	6400	1200
Zone Total:		37	3	0	0	0	40		506.83	45,899	0	45,899	16000	6400	9600


ZONE CHAIRPERSON MUX-1C
MALIK SHAHZAD NASIM (323081)

Membership Status						MMAR
1/7/2011	N	T	R	D	Total	

International Dues		Int'l Dues	Balance
US \$	Pak Rs.	Received	Int'l Dues

District Dues	District Dues	Balance
Billed Rs.	Received	District Dues

1	Bahawalpur Cholistan (108273)	20	0	0	0	0	20	11/10	596.76	54,043		54,043	8000		8000
2	Burewala Crystal (64852)	8	1	0	5	4	10	12/11	230.46	20,870		20,870	5600		5600
3	Vehari (48293)	23	0	0	0	3	20	12/11	304.58	27,583		27,583	9200	9200	0
Zone Total:		51	1	0	5	7	50		1131.8	102,496	0	102,496	20800	9200	11600



Lions Clubs International
District 305 N1 Pakistan 2011-12
Multan Area

District Health Report

As of December 31, 2011

International Exchange Rate = 90.56

REGION CHAIRPERSON MUX-2
RAFI AHMAD ANSARI (857065)

Membership Status					
1/7/2011	N	T	R	D	Total
206	30	2	0	14	224

International Dues		Int'l Dues	Balance
US \$	Pak Rs.	Received	Int'l Dues
2636.86	238,794	0	238,794

District Dues	District Dues	Balance
Billed Rs.	Received	District Dues
94400	48400	46000

ZONE CHAIRPERSON MUX-2A
NASIR KHAN (2544910)

Membership Status						MMAR
1/7/2011	N	T	R	D	Total	

International Dues		Int'l Dues	Balance
US \$	Pak Rs.	Received	Int'l Dues

District Dues	District Dues	Balance
Billed Rs.	Received	District Dues

1	Multan Best (101725)	15	0	0	0	0	15	08/11	435.74	39,461		39,461	6000		6000
2	Multan City (41216)	49	6	0	0	6	49	12/11	107.56	9,741		9,741	22000	20000	2000
3	Multan Jhok (101727)	15	0	0	0	1	14	12/11	270.10	24,460		24,460	6000		6000
4	Multan Trivor (101728)	15	0	0	0	0	15	12/11	446.45	40,431		40,431	6000		6000
Zone Total:		94	6	0	0	7	93		1259.85	114,092	0	114,092	40000	20000	20000

ZONE CHAIRPERSON MUX-2B
SHEIKH ILYAS ANWAR (416040)

Membership Status						MMAR
1/7/2011	N	T	R	D	Total	

International Dues		Int'l Dues	Balance
US \$	Pak Rs.	Received	Int'l Dues

District Dues	District Dues	Balance
Billed Rs.	Received	District Dues

1	Multan East (101730)	15	0	1	0	1	15	12/11	300.28	27,193		27,193	6000		6000
2	Multan Fame (101724)	16	0	1	0	2	15	12/11	290.49	26,307		26,307	6400		6400
3	Multan Passion (101726)	15	0	0	0	0	15	12/11	290.54	26,311		26,311	6000		6000
4	Multan Stars (45808)	15	0	0	0	0	15	11/11	-1.66	-150		-150	6000	6000	0
Zone Total:		61	0	2	0	3	60		879.65	79,661	0	79,661	24400	6000	18400


ZONE CHAIRPERSON MUX-2C
M. HUMAYUN SAEED (3046502)

Membership Status						MMAR
1/7/2011	N	T	R	D	Total	

International Dues		Int'l Dues	Balance
US \$	Pak Rs.	Received	Int'l Dues

District Dues	District Dues	Balance
Billed Rs.	Received	District Dues

1	Multan Punjnad (65236)	21	4	0	0	4	21	08/11	-97.30	-8,811		-8,811	10000	8400	1600
2	Multan Riverside (115404)		20	0	0	0	20	10/11	12.85	1,164		1,164	8000	8000	0
3	Multan Sunrise (105271)	15	0	0	0	0	15	12/11	145.41	13,168		13,168	6000	6000	0
4	Shujabad (101731)	15	0	0	0	0	15	09/11	436.40	39,520		39,520	6000		6000
Zone Total:		51	24	0	0	4	71		497.36	45,041	0	45,041	30000	22400	7600



Lions Clubs International
District 305 N1 Pakistan 2011-12
Multan Area

District Health Report

As of December 31, 2011

International Exchange Rate = 90.56

REGION CHAIRPERSON MUX-3
MUMTAZ AHMED KHAN (211730)

Membership Status					
1/7/2011	N	T	R	D	Total
85	46	1	0	0	132

International Dues	Int'l Dues	Balance
US \$	Pak Rs.	Received
2833.44	256,596	0

District Dues	District Dues	Balance
Billed Rs.	Received	District Dues
52400	30400	22000

ZONE CHAIRPERSON MUX-3A
M. SALEEM KHAN LODHI (251052)

Membership Status						MMAR
1/7/2011	N	T	R	D	Total	

International Dues	Int'l Dues	Balance
US \$	Pak Rs.	Received

District Dues	District Dues	Balance
Billed Rs.	Received	District Dues

1 Bahawalpur Rohi (61625)	17	0	0	0	0	17	11/11	317.38	28,742		28,742	6800		6800
2 Multan New Century (65238)	4	6	0	0	0	10	11/11	239.12	21,655		21,655	4000	2000	2000
3 Multan New Life (106107)	5	5	0	0	0	10	09/11	359.10	32,520		32,520	4000	2000	2000
4 Multan Quality (64452)	24	1	0	0	0	25	09/11	286.98	25,989		25,989	10000	10000	0
Zone Total:	50	12	0	0	0	62		1202.58	108,906	0	108,906	24800	14000	10800

ZONE CHAIRPERSON MUX-3B
MALIK MUHAMMAD SHAKEEL (1080810)

Membership Status						MMAR
1/7/2011	N	T	R	D	Total	

International Dues	Int'l Dues	Balance
US \$	Pak Rs.	Received

District Dues	District Dues	Balance
Billed Rs.	Received	District Dues

1 Multan Al Shams (106108)	5	4	1	0	0	10	11/11	237.08	21,470		21,470	3600	2400	1200
2 Multan Crown (115637)		20	0	0	0	20	11/11	349.98	31,694		31,694	8000	2000	6000
3 Multan Executive (56220)	5	10	0	0	0	15	12/11	558.31	50,561		50,561	6000	2000	4000
4 Multan Host (40913)	19	0	0	0	0	19	07/11	368.82	33,400		33,400	7600	7600	0
5 Multan Zakarian Tayyaba (82723)	6	0	0	0	0	6	06/09	116.67	10,566		10,566	2400	2400	0
Zone Total:	35	34	1	0	0	70		1630.86	147,691	0	147,691	27600	16400	11200

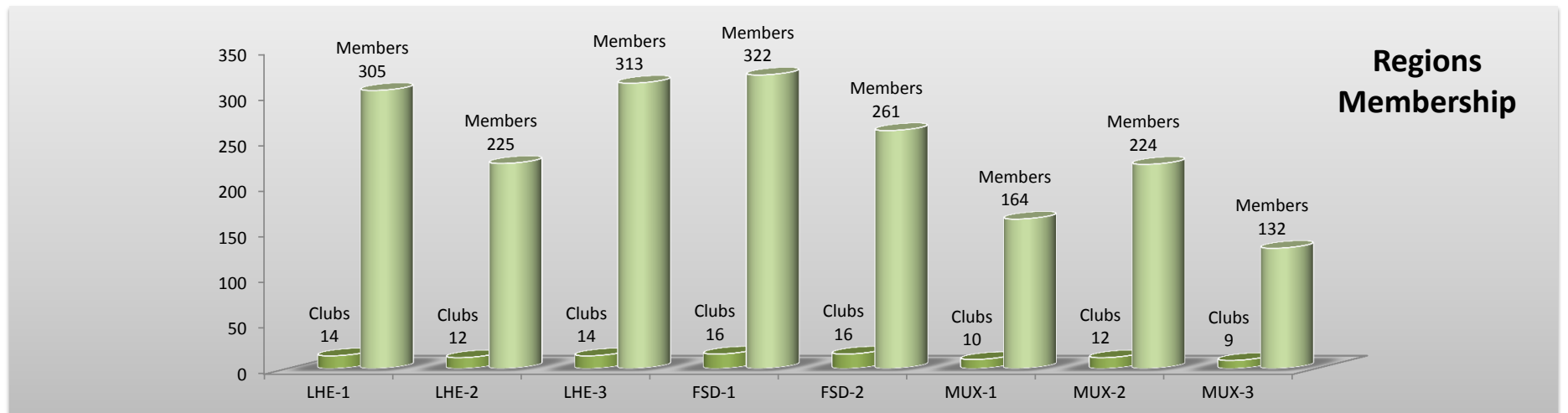
District Health Report

District 305 N1, Pakistan, 2011-12

As of December 31, 2011

International Exchange Rate = 90.56

Areas & Regions	Membership Status						International Dues		Int'l Dues	Balance	District Dues	District Dues	Balance
	July 01,2011	N	T	R	D	Total	US \$	Pak Rs.	Received	Int'l Dues	Billed Rs.	Received	District Dues
LAHORE AREA	698	197	0	23	75	843	5,329.54	461,681	0	461,681	358,000	213,200	144,800
REGION LHE-1	207	105	0	1	8	305	-348.74	-31,582	0	-31,582	124,800	86,800	38,000
REGION LHE-2	211	19	0	2	7	225	2,438.40	220,822	0	220,822	92,000	57,600	34,400
REGION LHE-3	280	73	0	20	60	313	3,239.88	272,442	0	272,442	141,200	68,800	72,400
FAISALABAD AREA	647	83	14	3	164	583	7,800.24	706,390	0	706,390	292,000	152,600	139,400
REGION FSD-1	314	58	13	2	65	322	3,185.80	288,506	0	288,506	148,800	75,800	73,000
REGION FSD-2	333	25	1	1	99	261	4,614.44	417,884	0	417,884	143,200	76,800	66,400
MULTAN AREA	442	91	3	5	21	520	8,345.91	755,806	0	755,806	213,200	108,800	104,400
REGION MUX-1	151	15	0	5	7	164	2,875.61	260,415	0	260,415	66,400	30,000	36,400
REGION MUX-2	206	30	2	0	14	224	2,636.86	238,794	0	238,794	94,400	48,400	46,000
REGION MUX-3	85	46	1	0	0	132	2,833.44	256,596	0	256,596	52,400	30,400	22,000
GRAND TOTAL:	1787	371	17	31	260	1946	21,475.69	1,923,877	0	1,923,877	863,200	474,600	388,600



District Summary		December 31, 2011	
District 305 N1 (2011-12)			
Club Members Categories	Clubs	Members	
Total Nos.	103	1946	
Club Membership			
(1-5)	3	9	
(6-10)	22	214	
(11-15)	20	280	
(16-20)	41	780	
(21-30)	7	168	
(31-40)	1	40	
(41-50)	7	327	
(51-60)	1	57	
(61-70)	0	0	
(71-80)	1	71	
Largest Club		71	
Smallest Club		2	

