

Lions Clubs International
District 305 N1 Pakistan 2011-12

District Health Report

As of October 31, 2011

International Exchange Rate = 87.42

REGION CHAIRPERSON LHE-1
SH. MUHAMMAD IBRAHIM (753273)

Membership Status					
1/7/2011	N	T	R	D	Total
211	52	0	0	3	260

International Dues		Int'l Dues	Balance
US \$	Pak Rs.	Received	Int'l Dues
-1495.1	-130,704	183,065	-313,769

District Dues	District Dues	Balance
Billed Rs.	Received	District Dues
105,200	86,800	18,400

ZONE CHAIRPERSON LHE-1A
NADEEM SHAFI MUGHAL (1201540)

Membership Status						MMAR Last Reported
1/7/2011	N	T	R	D	Total	

International Dues		Int'l Dues	Balance
US \$	Pak Rs.	Received	Int'l Dues

District Dues	District Dues	Balance
Billed Rs.	Received	District Dues

1	Lahore Canal View (39207)	45	0	0	0	0	45	10/11	-1,941.38	-169,715		-169,715	18,000	18,000	0
2	Lahore Combined Campus (102116)	2	0	0	0	0	2	08/11	-45.47	-3,975		-3,975	800		800
3	Lahore Cultural Campus (102120)	2	0	0	0	0	2	08/11	-45.28	-3,958		-3,958	800		800
4	Lahore Fazaia (96984) - SQ	2	0	0	0	0	2	06/11	559.78	48,936		48,936	800		800
5	Lahore Green Eye (64156)	21	0	0	0	0	21	06/11	251.73	22,006	50,000	-27,994	8,400	8,400	0
6	Lahore Heaven Campus (102111)	2	0	0	0	0	2	08/11	-20.23	-1,769		-1,769	800		800
7	Lahore Perfection Campus (102124)	2	0	0	0	0	2	08/11	-51.05	-4,463		-4,463	800		800
8	Pattoki (115397)		20	0	0	0	20	10/11	400.10	34,977	50,000	-15,023	8,000		8,000
9	Sheikhupura Shaheen (59247)	20	0	0	0	0	20	10/11	-252.62	-22,084		-22,084	8,000	8,000	0
Zone Total:		96	20	0	0	0	116		-1,144.42	-100,045	100,000	-200,045	46,400	34,400	12,000


ZONE CHAIRPERSON LHE-1B
CH. SHAKIL AHMAD (891362)

Membership Status						MMAR Last Reported
1/7/2011	N	T	R	D	Total	

International Dues		Int'l Dues	Balance
US \$	Pak Rs.	Received	Int'l Dues

District Dues	District Dues	Balance
Billed Rs.	Received	District Dues

1	Lahore Cosmos Campus (102119)	2	0	0	0	0	2	08/11	-31.93	-2,791		-2,791	800		800
2	Lahore Countryside (47890)	45	4	0	0	0	49	10/11	-595.63	-52,070		-52,070	19,600	18,000	1,600
3	Lahore Fort (115386)		21	0	0	0	21	10/11	503.43	44,010	65,000	-20,990	8,400	8,400	0
4	Lahore Friends (68640) - SQ	2	0	0	0	0	2	06/11	531.92	46,500		46,500	800		800
5	Lahore Hope Campus (102122)	2	0	0	0	0	2	08/11	-129.09	-11,285		-11,285	800		800
6	Lahore Iqra (101942)	20	3	0	0	3	20	10/11	205.29	17,946	18,065	-119	9,200	8,000	1,200
7	Lahore MJF (59905)	44	4	0	0	0	48	10/11	-834.70	-72,969		-72,969	19,200	18,000	1,200
Zone Total:		115	32	0	0	3	144		-350.71	-30,659	83,065	-113,724	58,800	52,400	6,400



Lions Clubs International
District 305 N1 Pakistan 2011-12

District Health Report

As of October 31, 2011

International Exchange Rate = 87.42

REGION CHAIRPERSON LHE-2
MUSHTAQ AHMED CH.(2013672)

Membership Status					
1/7/2011	N	T	R	D	Total
319	20	0	2	6	335

International Dues		Int'l Dues	Balance
US \$	Pak Rs.	Received	Int'l Dues
4755.36	415,714	17,222	398,492

District Dues	District Dues	Balance
Billed Rs.	Received	District Dues
135,600	57,600	78,000

ZONE CHAIRPERSON LHE-2A
MUHAMMAD ASHRAF BHATTI (1196148)

Membership Status						MMAR Last Reported
1/7/2011	N	T	R	D	Total	

International Dues		Int'l Dues	Balance
US \$	Pak Rs.	Received	Int'l Dues

District Dues	District Dues	Balance
Billed Rs.	Received	District Dues

1	Lahore Alfatah (96981) - SQ	108	11	0	0	0	119	10/11	5,464.91	477,742		477,742	47,600		47,600
2	Lahore Bright Star (101944)	20	0	0	0	0	20	05/08	200.51	17,529		17,529	8,000		8,000
3	Lahore Eden (101932)	20	0	0	0	0	20	05/11	210.04	18,362		18,362	8,000		8,000
4	Lahore Gulberg (25569)	39	4	0	1	2	42	10/11	-574.73	-50,243		-50,243	17,200	15,600	1,600
5	Lahore Heights Campus (102126)	2	0	0	0	0	2	07/11	-18.84	-1,647		-1,647	800		800
6	Lahore Host (25568)	43	0	0	0	0	43	09/11	-838.99	-73,345		-73,345	17,200	17,200	0
7	Lahore Jallo Shahbaz (106608)	20	0	0	0	0	20	03/11	295.02	25,791		25,791	8,000		8,000
8	Lahore Saddar (59030)	15	0	0	0	0	15	06/11	-5.94	-519		-519	6,000	6,000	0
Zone Total:		267	15	0	1	2	281		4,731.98	413,670	0	413,670	112,800	38,800	74,000


ZONE CHAIRPERSON LHE-2B
AMIR SHEHZAD (2323666)

Membership Status						MMAR Last Reported
1/7/2011	N	T	R	D	Total	

International Dues		Int'l Dues	Balance
US \$	Pak Rs.	Received	Int'l Dues

District Dues	District Dues	Balance
Billed Rs.	Received	District Dues

1	Lahore Eagle (101934)	20	3	0	0	3	20	10/11	195.70	17,108	17,222	-114	9,200	8,000	1,200
2	Lahore Executives (64870)	9	0	0	0	0	9	08/11	5.67	496		496	3,600	3,600	0
3	Lahore Inclusive Campus (102129)	3	1	0	0	1	3	08/11	-27.53	-2,407		-2,407	1,600		1,600
4	Lahore Knights (99263)	18	1	0	0	0	19	09/11	-190.46	-16,650		-16,650	7,600	7,200	400
5	Lahore Star (100617)	2	0	0	1	0	3	09/11	40.00	3,497		3,497	800		800
Zone Total:		52	5	0	1	4	54		23.38	2,044	17,222	-15,178	22,800	18,800	4,000



Lions Clubs International
District 305 N1 Pakistan 2011-12

District Health Report

As of October 31, 2011

International Exchange Rate = 87.42

REGION CHAIRPERSON LHE-3
KASHIF CHAUDHRY (774674)

Membership Status					
1/7/2011	N	T	R	D	Total
280	48	0	20	53	295

International Dues		Int'l Dues	Balance
US \$	Pak Rs.	Received	Int'l Dues
1143.8	89984.029	134296	-44311.97

District Dues	District Dues	Balance
Billed Rs.	Received	District Dues
131200	68800	62400

ZONE CHAIRPERSON LHE-3A
SYED AYAZ MAHMOOD (3021651)

Membership Status						MMAR Last Reported
1/7/2011	N	T	R	D	Total	

International Dues		Int'l Dues	Balance
US \$	Pak Rs.	Received	Int'l Dues

District Dues	District Dues	Balance
Billed Rs.	Received	District Dues

1	Lahore Allied (101937)	0	0	0	20	0	20		686.95	60,053	61,248	-1,195	8,000		8,000
2	Lahore City (47170)	10	0	0	0	0	10	10/11	114.47	0		0	4,000		4,000
3	Lahore Dawn (101945)	65	3	0	0	48	20	10/11	205.24	17,942	18,062	-120	27,200	8,000	19,200
4	Lahore Millennium Campus (102117)	2	0	0	0	0	2	08/11	-109.78	-9,597		-9,597	800		800
5	Lahore Royal (57251)	20	0	0	0	0	20	06/11	833.52	72,866	27,000	45,866	8,000	8,000	0
6	Lahore Society (48990)	69	4	0	0	2	71	10/11	-859.52	-75,139		-75,139	29,200	28,000	1,200
Zone Total:		166	7	0	20	50	143		870.88	66,125	106,310	-40,185	69,200	44,000	25,200


ZONE CHAIRPERSON LHE-3B
M.HASHAM KHAN BATALVI (3044061)

Membership Status						MMAR Last Reported
1/7/2011	N	T	R	D	Total	

International Dues		Int'l Dues	Balance
US \$	Pak Rs.	Received	Int'l Dues

District Dues	District Dues	Balance
Billed Rs.	Received	District Dues

1	Lahore Active (106103)	14	11	0	0	0	25	10/11	99.94	8,737	9,000	-263	10,000	8,000	2,000
2	Lahore Century (101946)	20	3	0	0	3	20	10/11	215.75	18,861	18,986	-125	9,200	8,000	1,200
3	Lahore Edge Campus (102123)	2	0	0	0	0	2	08/11	-40.45	-3,536		-3,536	800		800
4	Lahore Excellence Campus (102118)	2	0	0	0	0	2	08/11	-54.20	-4,738		-4,738	800		800
5	Lahore Green View (64156)	14	0	0	0	0	14	10/11	18.71	1,636		1,636	5,600		5,600
6	Lahore Green Wood (101933)	20	0	0	0	0	20	05/08	200.51	17,529		17,529	8,000		8,000
7	Lahore IBT ((101947)	20	0	0	0	0	20	10/11	200.51	17,529		17,529	8,000		8,000
8	Lahore Liberty (25570)	22	27	0	0	0	49	10/11	-367.85	-32,157		-32,157	19,600	8,800	10,800
Zone Total:		114	41	0	0	3	152		272.92	23,859	27,986	-4,127	62,000	24,800	37,200



Lions Clubs International
District 305 N1 Pakistan 2011-12

District Health Report

As of October 31, 2011

International Exchange Rate = 87.42

REGION CHAIRPERSON MUX-1
MALIK SHAKIL AHMAD (1415278)

Membership Status					
1/7/2011	N	T	R	D	Total
166	11	0	0	0	177

International Dues		Int'l Dues	Balance
US \$	Pak Rs.	Received	Int'l Dues
770.32	67,341	0	67,341

District Dues	District Dues	Balance
Billed Rs.	Received	District Dues
70800	30000	40800

ZONE CHAIRPERSON MUX-1A
CH. ZULFIQAR ALI (2338507)

Membership Status						MMAR Last Reported
1/7/2011	N	T	R	D	Total	

International Dues		Int'l Dues	Balance
US \$	Pak Rs.	Received	Int'l Dues

District Dues	District Dues	Balance
Billed Rs.	Received	District Dues

1	Multan Crescent (48909)	36	1	0	0	0	37	10/11	-452.07	-39,520		-39,520	14800	14400	400
2	Multan Garden (105272)	11	1	0	0	0	12	10/11	152.65	13,345		13,345	4800		4800
3	Multan Kehkashan (82902)	11	0	0	0	0	11	10/11	144.02	12,590		12,590	4400		4400
4	Multan Progressive (96980)	5	6	0	0	0	11	10/11	126.6	11,067		11,067	4400		4400
Zone Total:		63	8	0	0	0	71		-28.8	-2,518	0	-2,518	28400	14400	14000

ZONE CHAIRPERSON MUX-1B
SOHAIB AJAZ (2684768)

Membership Status						MMAR Last Reported
1/7/2011	N	T	R	D	Total	

International Dues		Int'l Dues	Balance
US \$	Pak Rs.	Received	Int'l Dues

District Dues	District Dues	Balance
Billed Rs.	Received	District Dues

1	Multan Services (99314)	10	0	0	0	0	10	10/11	114.99	10,052		10,052	4000		4000
2	Multan Spectrum (105271) - SQ	15	0	0	0	0	15	10/11	397.95	34,789		34,789	6000		6000
3	Multan United (99313)	11	0	0	0	0	11	10/11	117.42	10,265		10,265	4400		4400
4	Multan Unity (99315)	16	3	0	0	0	19	10/11	-183.83	-16,070		-16,070	7600	6400	1200
Zone Total:		52	3	0	0	0	55		446.53	39,036	0	39,036	22000	6400	15600


ZONE CHAIRPERSON MUX-1C
MALIK SHAHZAD NASIM (323081)

Membership Status						MMAR Last Reported
1/7/2011	N	T	R	D	Total	

International Dues		Int'l Dues	Balance
US \$	Pak Rs.	Received	Int'l Dues

District Dues	District Dues	Balance
Billed Rs.	Received	District Dues

1	Bahawalpur Cholistan (108273)	20	0	0	0	0	20	11/10	304.26	26,598		26,598	8000		8000
2	Burewala Crystal (64852)	8	0	0	0	0	8	10/11	46	4,021		4,021	3200		3200
3	Vehari (48293)	23	0	0	0	0	23	09/11	2.33	204		204	9200	9200	0
Zone Total:		51	0	0	0	0	51		352.59	30,823	0	30,823	20400	9200	11200



Lions Clubs International
District 305 N1 Pakistan 2011-12

District Health Report

As of October 31, 2011

International Exchange Rate = 87.42

REGION CHAIRPERSON MUX-2
RAFI AHMAD ANSARI (857065)

Membership Status					
1/7/2011	N	T	R	D	Total
222	30	3	0	10	245

International Dues		Int'l Dues	Balance
US \$	Pak Rs.	Received	Int'l Dues
226.13	19,768	0	19,768

District Dues	District Dues	Balance
Billed Rs.	Received	District Dues
100800	48400	52400

ZONE CHAIRPERSON MUX-2A
NASIR KHAN (2544910)

Membership Status						MMAR Last Reported
1/7/2011	N	T	R	D	Total	

International Dues		Int'l Dues	Balance
US \$	Pak Rs.	Received	Int'l Dues

District Dues	District Dues	Balance
Billed Rs.	Received	District Dues

1	Multan Best (101725)	15	0	0	0	0	15	08/11	289.49	25,307		25,307	6000		6000
2	Multan City (41216)	49	6	0	0	0	55	09/11	-721.19	-63,046		-63,046	22000	20000	2000
3	Multan Jhok (101727)	15	0	0	0	1	14	08/11	133.6	11,679		11,679	6000		6000
4	Multan Trivor (101728)	15	0	0	0	0	15	08/11	290.45	25,391		25,391	6000		6000
Zone Total:		94	6	0	0	1	99		-7.65	-669	0	-669	40000	20000	20000

ZONE CHAIRPERSON MUX-2B
SHEIKH ILYAS ANWAR (416040)

Membership Status						MMAR Last Reported
1/7/2011	N	T	R	D	Total	

International Dues		Int'l Dues	Balance
US \$	Pak Rs.	Received	Int'l Dues

District Dues	District Dues	Balance
Billed Rs.	Received	District Dues

1	Multan East (101730)	15	0	1	0	1	15	08/11	144.28	12,613		12,613	6000		6000
2	Multan Fame (101724)	16	0	1	0	2	15	08/11	144.24	12,609		12,609	6400		6400
3	Multan Passion (101726)	15	0	0	0	0	15	09/11	144.29	12,614		12,614	6000		6000
4	Multan Stars (45808)	15	0	0	0	0	15	09/11	-216.16	-18,897		-18,897	6000	6000	0
Zone Total:		61	0	2	0	3	60		216.65	18,940	0	18,940	24400	6000	18400


ZONE CHAIRPERSON MUX-2C
M. HUMAYUN SAEED (3046502)

Membership Status						MMAR Last Reported
1/7/2011	N	T	R	D	Total	

International Dues		Int'l Dues	Balance
US \$	Pak Rs.	Received	Int'l Dues

District Dues	District Dues	Balance
Billed Rs.	Received	District Dues

1	Multan Peace (101729) - SQ	16	0	1	0	2	15	09/11	329.02	28,763		28,763	6400		6400
2	Multan Punjad (65236)	21	4	0	0	4	21	08/11	-380.05	-33,224		-33,224	10000	8400	1600
3	Multan Riverside (115404)		20	0	0	0	20	10/11	-221.15	-19,333		-19,333	8000	8000	0
4	Multan Sunrise (105271)	15	0	0	0	0	15	10/11	-0.84	-73		-73	6000	6000	0
5	Shujabad (101731)	15	0	0	0	0	15	09/11	290.15	25,365		25,365	6000		6000
Zone Total:		67	24	1	0	6	86		17.13	1,498	0	1,498	36400	22400	14000




Lions Clubs International
District 305 N1 Pakistan 2011-12

District Health Report

As of October 31, 2011

International Exchange Rate = 87.42

REGION CHAIRPERSON MUX-3 MUMTAZ AHMED KHAN (211730)		Membership Status						International Dues			Int'l Dues			Balance			District Dues		District Dues		Balance		
		1/7/2011	N	T	R	D	Total	US \$	Pak Rs.	Received	Int'l Dues	Billed Rs.	Received	District Dues	Received	District Dues							
		85	7	1	0	0	93	580.58	50,754	0	50,754	36800	28400	8400									
ZONE CHAIRPERSON MUX-3A M. SALEEM KHAN LODHI (251052)		Membership Status						MMAR Last Reported	International Dues			Int'l Dues			Balance			District Dues		District Dues		Balance	
		1/7/2011	N	T	R	D	Total		US \$	Pak Rs.	Received	Int'l Dues	Billed Rs.	Received	District Dues	Received	District Dues						
1	Bahawalpur Rohi (61625) - SQ	17	0	0	0	0	17	05/11	655.06	57,265			57,265	6800			6800						
2	Multan New Century (65238)	4	1	0	0	0	5	09/11	38.09	3,330			3,330	2000	2000		0						
3	Multan New Life (106107)	5	5	0	0	0	10	09/11	183.6	16,050			16,050	4000	2000		2000						
4	Multan Quality (64452)	24	1	0	0	0	25	09/11	-200.52	-17,529			-17,529	10000	10000		0						
Zone Total:		50	7	0	0	0	57		676.23	59,116	0	59,116	22800	14000	8800								
ZONE CHAIRPERSON MUX-3B MALIK SHAKEEL ()		Membership Status						MMAR Last Reported	International Dues			Int'l Dues			Balance			District Dues		District Dues		Balance	
		1/7/2011	N	T	R	D	Total		US \$	Pak Rs.	Received	Int'l Dues	Billed Rs.	Received	District Dues	Received	District Dues						
1	Multan Al Shams (106108)	5	0	1	0	0	6	06/11	-74.85	-6,543			-6,543	2000	2400		-400						
2	Multan Executive (56220)	5	0	0	0	0	5	05/11	-18.79	-1,643			-1,643	2000	2000		0						
3	Multan Host (40913)	19	0	0	0	0	19	07/11	-1.68	-147			-147	7600	7600		0						
4	Multan Zakriyan Tayaba (82723)	6	0	0	0	0	6	06/09	-0.33	-29			-29	2400	2400		0						
Zone Total:		35	0	1	0	0	36		-95.65	-8,362	0	-8,362	14000	14400	-400								



Lions Clubs International
District 305 N1 Pakistan 2011-12

District Health Report

As of October 31, 2011

International Exchange Rate = 87.42

REGION CHAIRPERSON FSD-1
IJAZ FAROOQ (1080783)

Membership Status					
1/7/2011	N	T	R	D	Total
324	53	13	0	46	344

International Dues		Int'l Dues	Balance
US \$	Pak Rs.	Received	Int'l Dues
618.8	54,095	98,551	-44,456

District Dues	District Dues	Balance
Billed Rs.	Received	District Dues
150,800	75,800	75,000

ZONE CHAIRPERSON FSD-1A
M. JAVAID BHATTI (2321348)

Membership Status						MMAR Last Reported
1/7/2011	N	T	R	D	Total	

International Dues		Int'l Dues	Balance
US \$	Pak Rs.	Received	Int'l Dues

District Dues	District Dues	Balance
Billed Rs.	Received	District Dues

1 Faisalabad Chenab (98881)	22	0	0	0	3	19	08/11	262.19	22,921		22,921	8,800		8,800
2 Faisalabad Crown (101878)	55	2	0	0	0	57	10/11	-947.30	-82,813		-82,813	22,800	21,000	1,800
3 Faisalabad Developers (112116)		17	3	0	0	20	09/11	-501.95	-43,880		-43,880	6,800		6,800
4 Faisalabad Dynamic (101940) - SQ	33	3	0	0	16	20	10/11	898.84	78,577	25,608	52,969	14,400		14,400
5 Faisalabad Platinum (115387)		10	10	0	0	20	10/11	-245.01	-21,419		-21,419	8,000	8,000	0
6 Faisalabad Victory (101949)	23	3	0	0	6	20	10/11	339.59	29,687	25,608	4,079	10,400	8,000	2,400
Zone Total:	133	35	13	0	25	156		-193.64	-16,928	51,216	-68,144	67,200	37,000	30,200

ZONE CHAIRPERSON FSD-1B
MIAN MUHAMMAD TARIQ (2067548)

Membership Status						MMAR Last Reported
1/7/2011	N	T	R	D	Total	

International Dues		Int'l Dues	Balance
US \$	Pak Rs.	Received	Int'l Dues

District Dues	District Dues	Balance
Billed Rs.	Received	District Dues

1 Faisalabad Akai (98882)	4	6	0	0	0	10	09/11	26.61	2,326		2,326	4,000	1,600	2,400
2 Faisalabad Crescent (110627)	20	0	0	0	0	20	08/11	125.27	10,951		10,951	8,000		8,000
3 Faisalabad Eagles (101941)	29	4	0	0	13	20	10/11	-100.79	-8,811		-8,811	13,200		13,200
4 Faisalabad GCT (101948)	20	3	0	0	8	15	10/11	146.96	12,847	12,932	-85	9,200	6,000	3,200
5 Faisalabad Host (47491)	25	0	0	0	0	25	07/11	-197.91	-17,301		-17,301	10,000	10,000	0
6 Faisalabad Pearl (57200)	10	0	0	0	0	10	07/11	113.03	9,881		9,881	4,000		4,000
Zone Total:	108	13	0	0	21	100		113.17	9,893	12,932	-3,039	48,400	17,600	30,800


ZONE CHAIRPERSON FSD-1C
DR. IJAZ NISAR (763058)

Membership Status						MMAR Last Reported
1/7/2011	N	T	R	D	Total	

International Dues		Int'l Dues	Balance
US \$	Pak Rs.	Received	Int'l Dues

District Dues	District Dues	Balance
Billed Rs.	Received	District Dues

1 Faisalabad Citizen (55164)	15	3	0	0	0	18	08/11	-198.92	-17,390		-17,390	7,200	6,000	1,200
2 Faisalabad Daffodils Campus (107714)	20	0	0	0	0	20	03/10	196.36	17,166		17,166	8,000		8,000
3 Faisalabad Laurel (57199)	20	0	0	0	0	20	10/11	390.94	34,176	34,403	-227	8,000	8,000	0
4 Faisalabad Regency (56397)	18	2	0	0	0	20	09/11	58.51	5,115		5,115	8,000	7,200	800
5 Faisalabad Shelter (101935) - SQ	10	0	0	0	0	10	05/11	252.38	22,063		22,063	4,000		4,000
Zone Total:	83	5	0	0	0	88		699.27	61,130	34,403	26,727	35,200	21,200	14,000



Lions Clubs International
District 305 N1 Pakistan 2011-12

District Health Report

As of October 31, 2011

International Exchange Rate = 87.42

REGION CHAIRPERSON FSD-2
SHAHID HANIF GHOURI (2483599)

Membership Status					
1/7/2011	N	T	R	D	Total
333	17	1	1	81	271

International Dues		Int'l Dues	Balance
US \$	Pak Rs.	Received	Int'l Dues
2289.33	200,133	139,981	60,152

District Dues	District Dues	Balance
Billed Rs.	Received	District Dues
140,000	76,800	63,200

ZONE CHAIRPERSON FSD-2A
KHAWAJA FAISAL ASHFAQ (327380)

Membership Status						MMAR Last Reported
1/7/2011	N	T	R	D	Total	

International Dues		Int'l Dues	Balance
US \$	Pak Rs.	Received	Int'l Dues

District Dues	District Dues	Balance
Billed Rs.	Received	District Dues

1 Faisalabad Allied (50884)	7	3	0	0	0	10	10/11	126	11,044		11,044	4,000	4,000	0
2 Faisalabad Golden (98885)	16	1	1	0	3	15	07/11	-191	-16,671		-16,671	6,800	6,400	400
3 Faisalabad Perfect (106104)	20	0	0	0	5	15	10/11	283	24,755	24,919	-164	8,000	6,000	2,000
4 Faisalabad Star New Century (64849)	24	1	0	0	2	23	09/11	28	2,437		2,437	10,000	9,600	400
5 Faisalabad Sunshine (56317)	20	0	0	0	0	20	08/11	302	26,424		26,424	8,000		8,000
6 Faisalabad White Rose (101931)	20	3	0	0	8	15	10/11	168	14,673	14,770	-97	9,200	6,000	3,200
Zone Total:	107	8	1	0	18	98		716.78	62,661	39,689	22,972	46,000	32,000	14,000

ZONE CHAIRPERSON FSD-2B
BASIT ISLAM CH. (300328)

Membership Status						MMAR Last Reported
1/7/2011	N	T	R	D	Total	

International Dues		Int'l Dues	Balance
US \$	Pak Rs.	Received	Int'l Dues

District Dues	District Dues	Balance
Billed Rs.	Received	District Dues

1 Faisalabad Engineers (101943)	20	3	0	0	8	15	09/11	147	12,847	12,933	-86	9,200	6,000	3,200
2 Faisalabad Professional (101936)	18	0	0	0	0	18	07/11	342	29,939	30,137	-199	7,200	7,200	0
3 Faisalabad Royal (106106)	26	1	0	0	2	25	09/11	9	755		755	10,800	10,800	0
4 Faisalabad Silk City Campus (107713)	20	0	0	0	0	20	03/10	276	24,104		24,104	8,000		8,000
5 Shahkot (57616)	16	2	0	0	1	17	10/11	240	21,021		21,021	7,200		7,200
Zone Total:	100	6	0	0	11	95		1,014.26	88,667	43,070	45,596	42,400	24,000	18,400

ZONE CHAIRPERSON FSD-2C
CH. MAQSOOD ELAHI (1413643)

Membership Status						MMAR Last Reported
1/7/2011	N	T	R	D	Total	

International Dues		Int'l Dues	Balance
US \$	Pak Rs.	Received	Int'l Dues

District Dues	District Dues	Balance
Billed Rs.	Received	District Dues

1 Faisalabad City (49023) - SQ	16	0	0	0	0	16	10/11	398	34,826	40,000	-5,174	6,400	6,400	0
2 Faisalabad MJF Executive (61021)	16	0	0	0	0	16	10/11	-307	-26,844		-26,844	6,400	6,400	0
3 Faisalabad Sheeraz Campus (107715)	20	0	0	0	0	20	03/10	196	17,166		17,166	8,000		8,000
4 Faisalabad Trends (101938)	68	3	0	1	52	20	10/11	196	17,109	17,222	-113	28,400	8,000	20,400
5 Faisalabad Unique (102132)	6	0	0	0	0	6	07/11	75	6,549		6,549	2,400		2,400
Zone Total:	126	3	0	1	52	78		558.29	48,806	57,222	-8,416	51,600	20,800	30,800

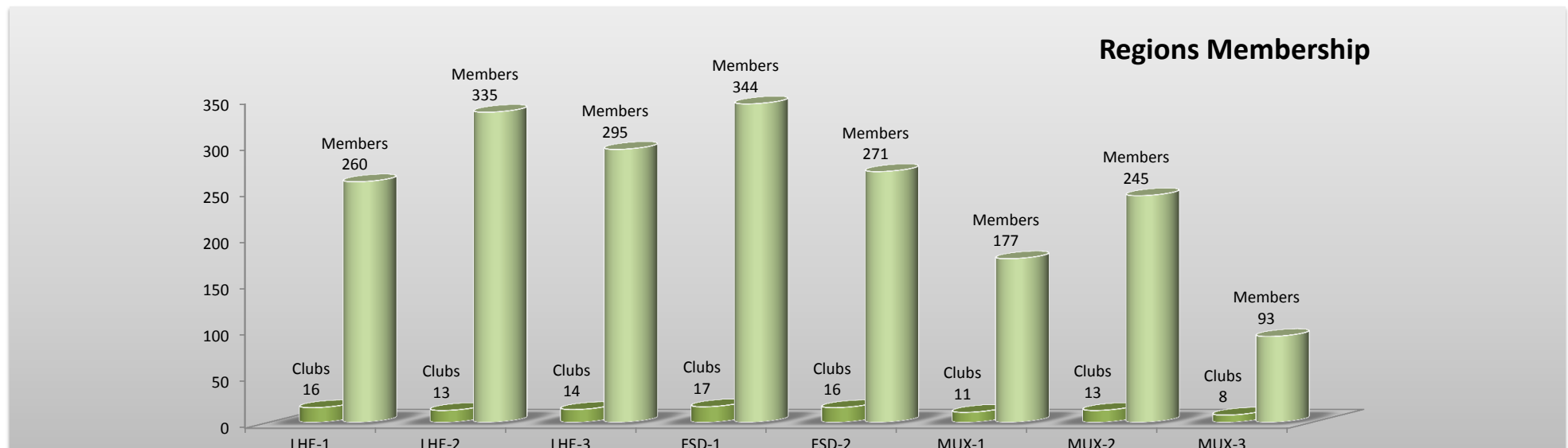
District Health Report

District 305 N1, Pakistan, 2011-12

As of October 31, 2011

International Exchange Rate = 87.42

Areas & Regions	Membership Status						International Dues		Int'l Dues	Balance	District Dues	District Dues	Balance
	July 01,2011	N	T	R	D	Total	US \$	Pak Rs.	Received	Int'l Dues	Billed Rs.	Received	District Dues
LAHORE AREA	810	##	0	22	62	890	4,404.03	374,993	334,583	40,410	372,000	213,200	158,800
REGION CHAIRPERSON LHE-1	211	52	0	0	3	260	-1,495.13	-130,704	183,065	-313,769	105,200	86,800	18,400
REGION CHAIRPERSON LHE-2	319	20	0	2	6	335	4,755.36	415,714	17,222	398,492	135,600	57,600	78,000
REGION CHAIRPERSON LHE-3	280	48	0	20	53	295	1,143.80	89,984	134,296	-44,312	131,200	68,800	62,400
FAISALABAD AREA	657	70	14	1	##	615	2,908.13	254,229	238,532	15,696	290,800	152,600	138,200
REGION CHAIRPERSON FSD-1	324	53	13	0	46	344	618.80	54,095	98,551	-44,456	150,800	75,800	75,000
REGION CHAIRPERSON FSD-2	333	17	1	1	81	271	2,289.33	200,133	139,981	60,152	140,000	76,800	63,200
MULTAN AREA	473	48	4	0	10	515	1,577.03	137,864	0	137,864	208,400	106,800	101,600
REGION CHAIRPERSON MUX-1	166	11	0	0	0	177	770.32	67,341	0	67,341	70,800	30,000	40,800
REGION CHAIRPERSON MUX-2	222	30	3	0	10	245	226.13	19,768	0	19,768	100,800	48,400	52,400
REGION CHAIRPERSON MUX-3	85	7	1	0	0	93	580.58	50,754	0	50,754	36,800	28,400	8,400
GRAND TOTAL:	1940	##	18	23	##	2020	8,889.19	767,086	573,115	193,971	871,200	472,600	398,600



District Summary		October 31, 2011	
District 305 N1 (2011-12)			
Club Members Categories	Clubs	Members	
Total Nos.	108	2020	
Club Membership			
(1-5)	16	40	
(6-10)	12	105	
(11-15)	22	313	
(16-20)	38	738	
(21-30)	9	209	
(31-40)	1	37	
(41-50)	6	276	
(51-60)	2	112	
(61-70)	0	0	
(71-80)	1	71	
(111-120)	1	119	
Largest Club		119	
Smallest Club		2	

